You will need to update your library account information on your hoopla account, if you have gotten a new library card because it will have a new barcode or if you have changed the password on your library account.

Updating Library Card Information on hoopla App

Tap on the dots in the top right corner and choose settings

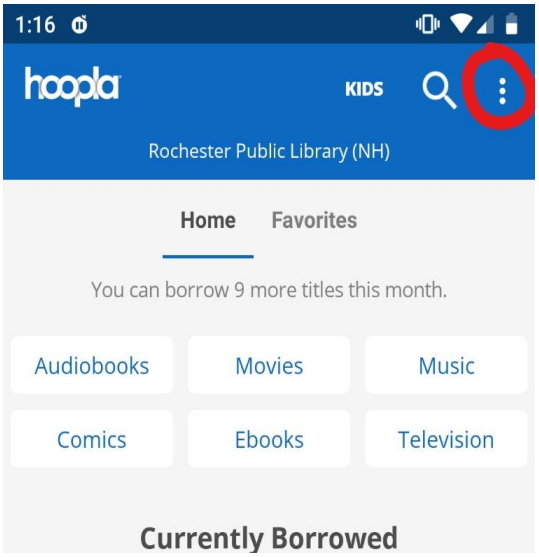

Scroll down to where it says Library card and pin

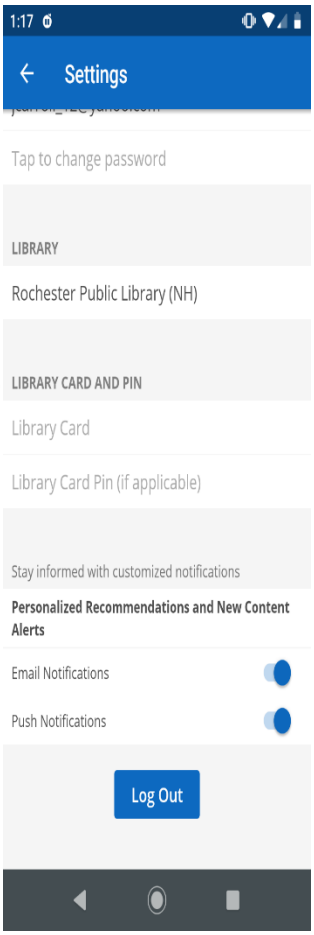

If you have a new Library Card, enter your new Library Card Number (found on the back of the card).

If you have a new Library Account Password (the password you use to access your Rochester Public Library account at rpl.lib.nh.us), enter that in the box labeled Library Card Pin.

Updating Library Card Information on the hoopla Website

Please Note: Library staff are unable to update hoopla account information.

Click on the **gear icon** in the top right of the screen.

Click on **LIBRARY**

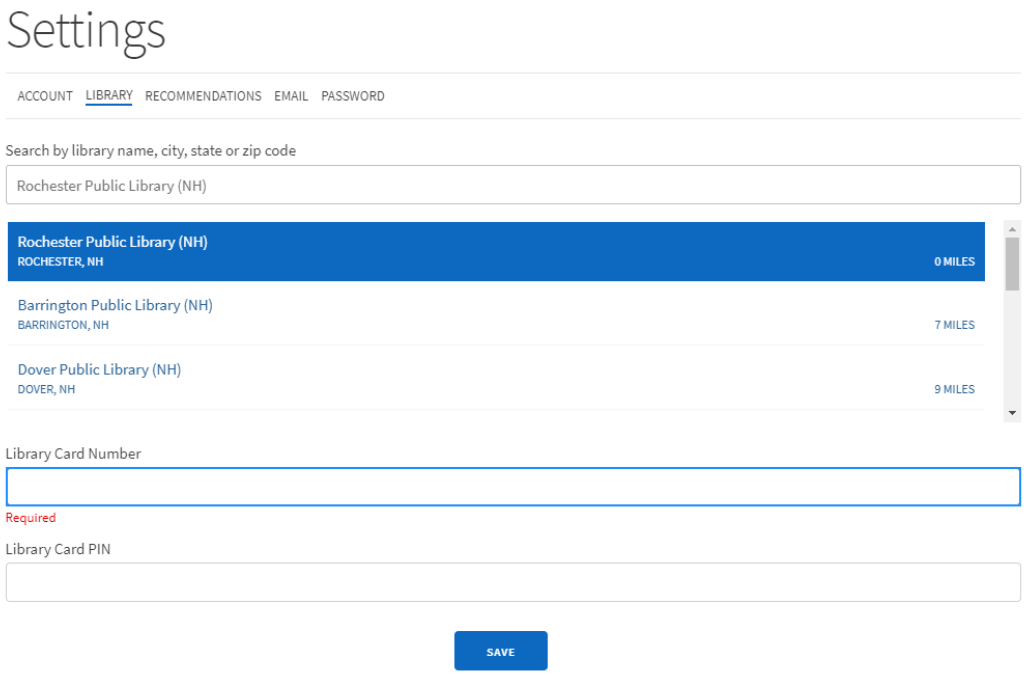

If you have a new Library Card, enter your new Library Card Number (found on the back of the card).

If you have a new Library Account Password (the password you use to access your Rochester Public Library account at rpl.lib.nh.us), enter that in the box labeled Library Card Pin.